



Leukocyte

By: Noor elhuda omran and Awrida Eldercy

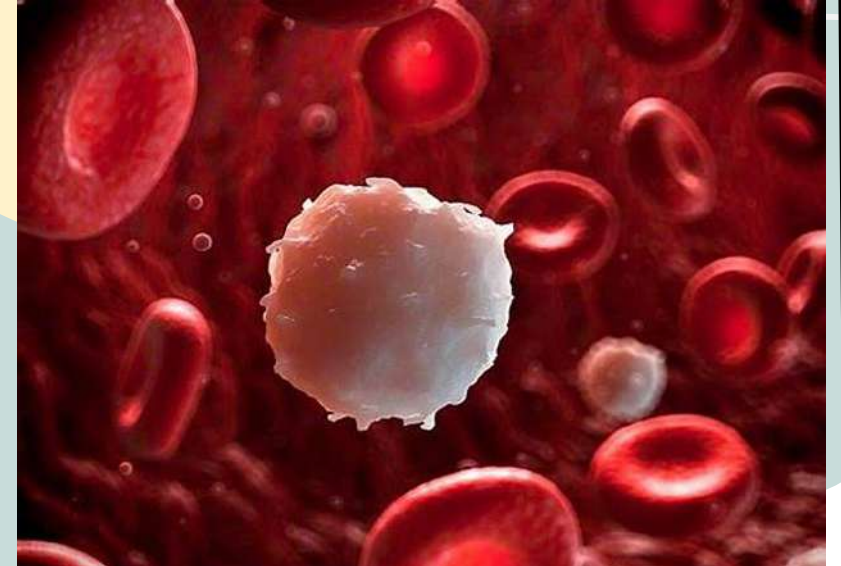


Contents:

1. Introduction.
 2. Types of Leukocyte.
 3. Functions of leukocyte.
 4. Summary
-

Introduction

Leukocytes, also known as white blood cells, are a central part of the immune system. They help to protect the body against foreign substances, microbes, and infectious diseases.



Types of Leukocytes

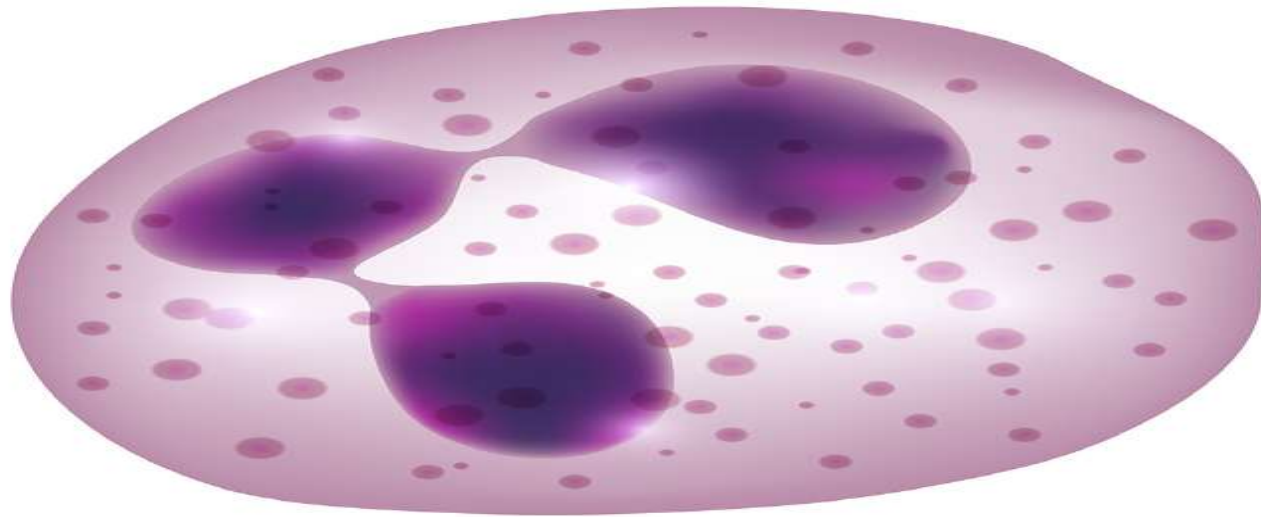
- Neutrophils
- Eosinophil's
- Basophil
- Monocyte
- Lymphocyte

Neutrophils:

Most abundant type of white blood cell and the first responder to microbial infection

They are unable to renew their lysosomes and die after having phagocytosis a few pathogens (forms the majority of pus).

Neutrophils:

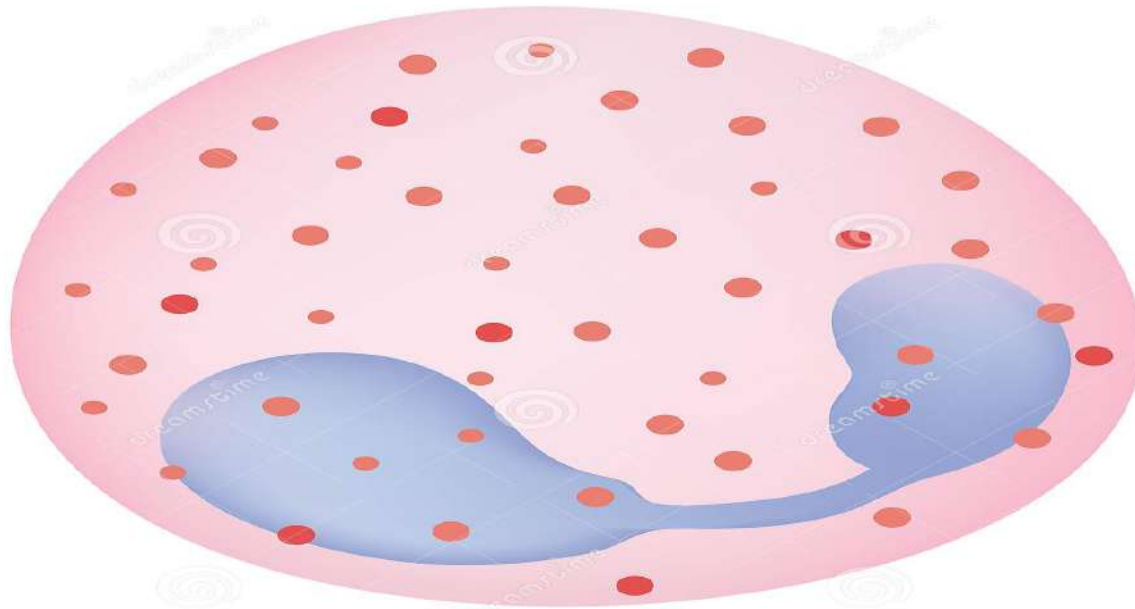


Eosinophil's:

Prominent at the sites of allergic reactions and parasitic infections (rare in blood but common at mucous membranes).

Eosinophil's:

EOSINOPHIL




Basophil:

Basophils are chiefly responsible for initiating inflammatory responses by releasing the chemicals histamine and heparin

Basophil:

BASOPHIL



Monocyte:

Monocytes are the largest type of leukocyte and share phagocytosis duties with neutrophils

They are slower to respond than neutrophils but are longer lasting as they can renew their lysosomes for continued digestion.

Monocyte:

MONOCYTE



Lymphocyte:

Lymphocytes are responsible for the production of antibodies which target specific antigens present on pathogens

Lymphocyte:

LYMPHOCYTE



Leukocytes (white blood cells)

agranular

granular



Lymphocytes
20-25%



Monocyte
3-8%



Basophil
0.5-1%



Neutrophil
60-70%



Eosinophil
2-4%

Summary

1. This presentation was talking about white blood cells, are a central part of the immune system.
2. Types of Leukocytes Neutrophils ,Eosinophil's,Basophil,Monocyte and Lymphocyte.
3. Finally we talked about their respective functions.

Reference

<https://ib.bioninja.com.au/standard-level/topic-6-human-physiology/63-defence-against-infectio/types-of-leukocytes.html>



Thank you!